



SCIENCE BY

EXPERIMENT 2

ELEPHANT TOOTHPASTE

Because you're a human, it only takes a pea-size amount of toothpaste on your toothbrush to keep your mouth clean. If you were an elephant, though, it would take tons of toothpaste. Get ready to see what elephant toothpaste might look like!

HERE'S WHAT YOU NEED:



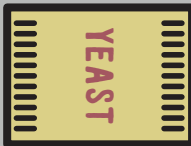
AN EMPTY
20-OZ.
SODA BOTTLE



2 TABLESPOONS
WARM WATER



A TRAY OR LARGE PAN TO
CATCH THE OVERFLOW



1 TEASPOON YEAST



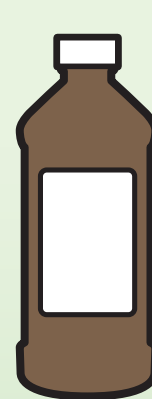
FUNNEL
(OPTIONAL)




BOWL



FOOD COLORING



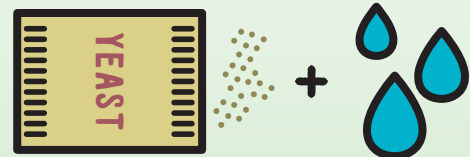
1/2 CUP HYDROGEN
PEROXIDE (6%)



DISH
SOAP

DIRECTIONS:

- 1 Place your empty bottle on a tray.
- 2 With the help of a grown-up, mix the yeast and the warm water together in a separate bowl.



THE MOUTHFUL

3 Pour the hydrogen peroxide into the bottle using a funnel, if you have one.


4 Add a squirt of dish soap to the hydrogen peroxide in the bottle – this is what makes your toothpaste foamy.

5 Add food coloring based on what “flavor” the toothpaste will be. Try green for mint, or a little bit of red for strawberry or bubble gum!

6 Pour the yeast-and-water mixture into the bottle.

7 Stand back and watch your elephant toothpaste grow!

Note: The bottle will get a little warm and steamy from the reaction, so handle with care!



This toothpaste might work for me – but it's not for humans! DO NOT USE IT TO BRUSH YOUR TEETH.

